

care4kids
MAKING CHILD CARE AFFORDABLE



CARE 4 KIDS PARENT PORTAL

By setting up access to the Care 4 Kids Parent Portal, parents can apply for Care 4 Kids, report changes, submit their redetermination, and view correspondence from Care 4 Kids.



Using A Mobile Device?

1.

Are you ready to apply for Care 4 Kids? Start here:

Navigate to [Parent Portal](#).

(For best results, use Chrome, Safari, Edge or Firefox.)

2.

Click on the “Register here to create an account” button.



Click here to start.

3. We need some information about you to set up your account. Start by signing up for Parent Portal, as shown on the side.
4. Complete the fields with information about yourself, how we can contact you, your account credentials, and your preferred language. Please make sure to save your Username and Password in a secure location, you will need them to log into the Parent Portal.
5. Verify your account by clicking the link in the email sent to you from do-not-reply-account@notifications.ct.gov.
6. If the email is not found in your inbox, please check your junk and spam folders.
7. When you have confirmed your email address, you will receive a separate confirmation email that your account is all set.

CT.GOV

Access powerful online services with your CT.GOV account. Get what you need in less time, with less hassle.

[See more](#) ▾

Log in

Username or email address

Please enter a valid username or email address

Password

Forgot your [username](#) or [password](#)?

Log In >

Need a CT.GOV account? [Sign up now!](#)

 CT.GOV



Click here to
sign up.

What's Next?

Start with a Pre-screener

1.

Log in to your new Care 4 Kids Online Application account. Enter your Username/email address and Password and Click “Log In.”

CT.GOV

Access powerful online services with your CT.GOV account. Get what you need in less time, with less hassle.

[See more](#) ▾

Log in

Username or email address

johndoe1

Password

.....



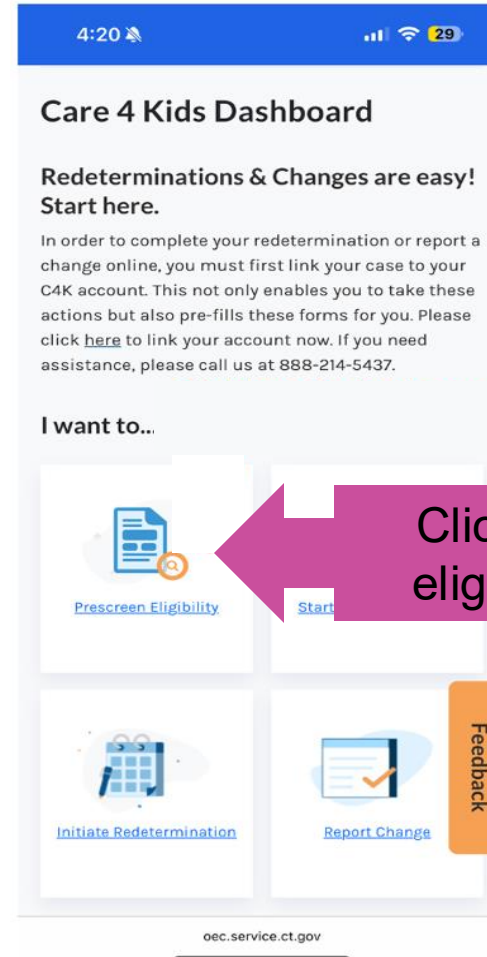
Forgot your [username](#) or [password](#)?

Log In >

Need a CT.GOV account? [Sign up now!](#)

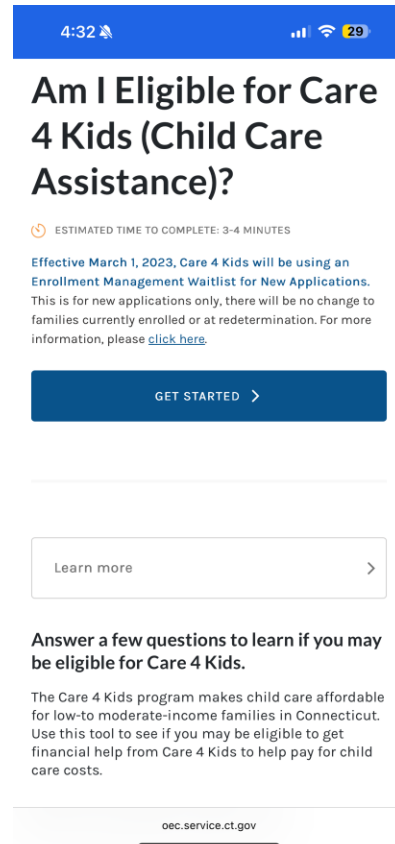
2.

After you log in, you can check if you may be eligible for Care 4 Kids assistance by clicking on “Prescreen Eligibility.”



Click here to check your eligibility for Care 4 kids.

3. Click on “Get Started” to initiate the Pre-screener.



The screenshot shows a mobile app interface for the Care 4 Kids program. At the top, a blue status bar displays the time 4:32, signal strength, Wi-Fi, and battery level at 29%. The main heading is "Am I Eligible for Care 4 Kids (Child Care Assistance)?" in bold black text. Below this, a small orange clock icon indicates an "ESTIMATED TIME TO COMPLETE: 3-4 MINUTES". A blue informational paragraph states: "Effective March 1, 2023, Care 4 Kids will be using an Enrollment Management Waitlist for New Applications. This is for new applications only, there will be no change to families currently enrolled or at redetermination. For more information, please [click here](#)." Below the text is a prominent blue button labeled "GET STARTED >". Underneath the button is a horizontal line, followed by a white button labeled "Learn more >". Below this is another heading: "Answer a few questions to learn if you may be eligible for Care 4 Kids." followed by a paragraph: "The Care 4 Kids program makes child care affordable for low-to moderate-income families in Connecticut. Use this tool to see if you may be eligible to get financial help from Care 4 Kids to help pay for child care costs." At the bottom, a thin line separates the content from the footer, which contains the URL "oec.service.ct.gov" above a thick black horizontal bar.

4:32 29

Am I Eligible for Care 4 Kids (Child Care Assistance)?

⌚ ESTIMATED TIME TO COMPLETE: 3-4 MINUTES

Effective March 1, 2023, Care 4 Kids will be using an Enrollment Management Waitlist for New Applications. This is for new applications only, there will be no change to families currently enrolled or at redetermination. For more information, please [click here](#).

GET STARTED >

Learn more >

Answer a few questions to learn if you may be eligible for Care 4 Kids.

The Care 4 Kids program makes child care affordable for low-to moderate-income families in Connecticut. Use this tool to see if you may be eligible to get financial help from Care 4 Kids to help pay for child care costs.

oec.service.ct.gov

4.

There are five sections on the Pre-screener form. You will be asked questions regarding your household, household member activity, children and income. Fill out all the questions accurately to understand if you could be eligible to receive Care 4 Kids assistance.

The screenshot shows a mobile app interface for the 'Am I Eligible for Care 4 Kids?' form. At the top, a blue status bar displays the time 4:32, signal strength, Wi-Fi, and a battery icon at 29%. The title 'Am I Eligible for Care 4 Kids?' is in bold black text. Below it, a note states 'Fields marked by * are required'. The first section, '1. Tell us about yourself:', includes a paragraph about income guidelines and a question: 'Are you a new applicant or a current C4K participant?'. Two radio button options are provided: 'New C4K applicant' and 'Current C4K participant'. The second section, '2. Where you live:', states that eligibility requires living in Connecticut and asks 'What town/city do you live in?'. A dropdown menu with 'Select One' and a downward arrow is shown. The third section, '3. Information on child(ren)'s parents living in your home:', is partially visible. At the bottom, the URL 'oec.service.ct.gov' is displayed above a red horizontal line.

4:32

Am I Eligible for Care 4 Kids?

Fields marked by * are required

1. Tell us about yourself:

Care 4 Kids has different income guidelines for new applicants and current program participants.

Are you a new applicant or a current C4K participant?*

☐ New C4K applicant

☐ Current C4K participant

2. Where you live:

To be eligible for Care 4 Kids, you must live in Connecticut.

What town/city do you live in?*

Select One

3. Information on child(ren)'s parents living in your home:

oec.service.ct.gov

5.

Once you finish the Pre-screener, you will see if you could be eligible for Care 4 Kids.

The screenshot shows a mobile app interface with a blue header bar containing the time 4:33, signal strength, Wi-Fi, and battery level (29%). The main content area has a light blue background. At the top, it says "You may be eligible for Care 4 Kids at Application". Below this is a light blue box with the text: "You appear to meet the basic eligibility criteria for Care 4 Kids. This is only a prescreening for new applicants, you still have to apply to fully determine if your eligibility is approved or not. Prescreening date: 05/14/2025." followed by a link: "Please click here to apply or call us at (888) 214-5437 to request an application form. [Learn more on how to apply.](#)". Below this are two expandable sections: "How did we calculate your results?" and "Your estimated monthly family fee for new application", each with a downward arrow icon. At the bottom, there is a footer with the URL "oec.service.ct.gov".

4:33

You may be eligible for Care 4 Kids at Application

You appear to meet the basic eligibility criteria for Care 4 Kids. This is only a prescreening for new applicants, you still have to apply to fully determine if your eligibility is approved or not. Prescreening date: 05/14/2025.

Please click here to apply or call us at (888) 214-5437 to request an application form. [Learn more on how to apply.](#)

How did we calculate your results?

Your estimated monthly family fee for new application

oec.service.ct.gov

How To Create A New Application

1.

Log in to your new Care 4 Kids Parent Portal account. Enter your Username/email address and Password and Click “Log In.”

CT.GOV

Access powerful online services with your CT.GOV account. Get what you need in less time, with less hassle.

[See more](#) ▾

Log in

Username or email address

john.doe1

Password

••••••••



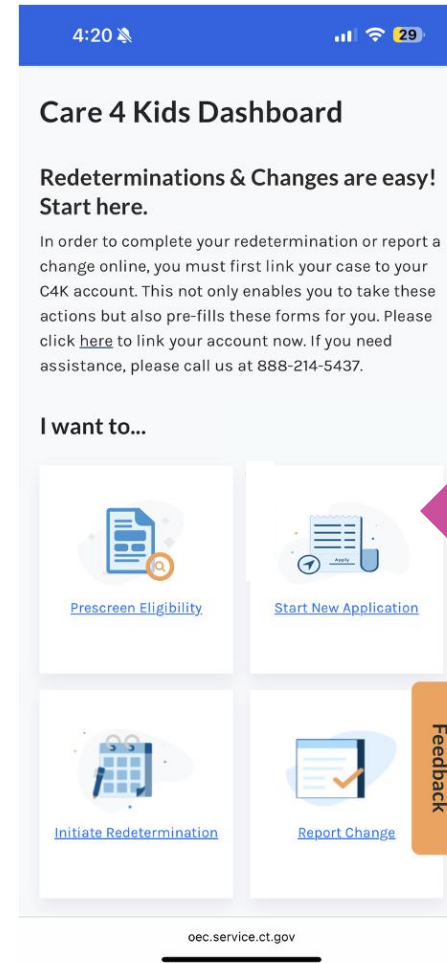
Forgot your [username](#) or [password](#)?

Log In >

Need a CT.GOV account? [Sign up now!](#)

2.

After you log in, click the 'Start New Application' button to begin your application.



Click here to start a new application.

3.

There are eight sections to this application, shown on the left side of screen. The system will navigate you through these sections to successfully create your application.

The screenshot shows a mobile application interface for 'care4kids'. At the top, the status bar displays the time 4:35, signal strength, Wi-Fi, and battery at 29%. Below the status bar is a 'MENU SELECTION' header with a checkmark icon. Underneath is 'Section 7/8' and the title 'Applicant Information' with a right arrow icon. The main content area is titled 'Let's get started.' and contains three questions:

- 'What language do you prefer to receive your letters and forms?' with a dropdown menu showing 'English'.
- 'What is the primary language spoken in your home?' with a dropdown menu showing 'English'.
- 'Do you have an impairment that requires an accommodation or extra help in completing this application?' with a help icon (i) and two radio button options: 'Yes' and 'No'.

At the bottom of the form is a blue button labeled 'NEXT >'. Below the button, the URL 'oec.service.ct.gov' is displayed above a horizontal line.

4.

After creating and submitting your application, you will receive a message that your application was successfully submitted. Click on the “Continue” button to proceed. You will receive the message shown below with next steps to upload required verifications to complete your application.

Application successfully submitted!

Online Application ID:
#K000021229

Submission Date:
05/19/2025

[Click here to view the application PDF](#)

Next Steps

Please review and complete the next steps below. These are required to determine your Care 4 Kids program eligibility.

- **1 Verification Document(s) Needed**
Upload the documents shown on your verification checklist. These are required based on the information you provided in your application.
- **Submit Parent Provider Agreement (PPA) Form**
Upload a Parent Provider Agreement form for your child(ren) who need child care.

CONTINUE >

Click here to get a list of verification documents you need to upload.

5.

From the dropdown field, select the submitted application. The system will automatically display the verifications required.

UPLOAD/VIEW DOCUMENTS

View/Upload Documents

UPLOAD SUBMITTED

Please select the case/application for which you are uploading your documents.

Case Number: 600035918 - Reported Chan...

Provide verification documents for Case 600035918 for all items listed below.

Some of the information you provided in this application needs to be verified before you can receive Child Care assistance. Please upload all verification documents listed in your customized checklist below.

Vishal Trick

Proof of ttemp Self-Employment Income

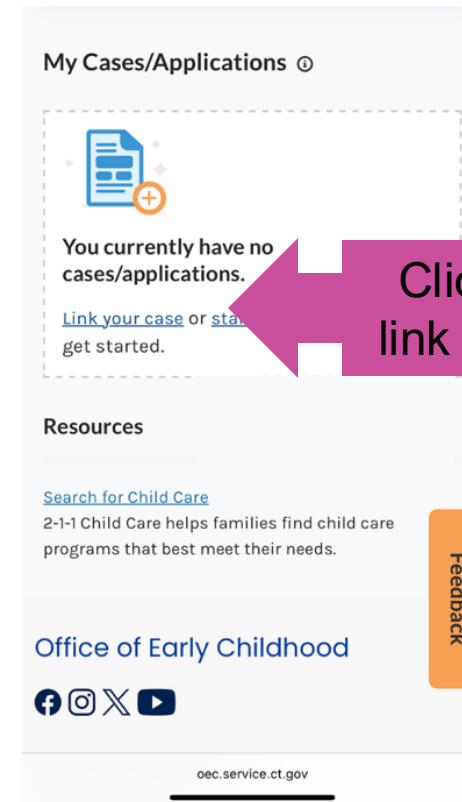
This can be recent tax records and tax returns, or receipts of business income and expenditures.

Select the application that was submitted.

Select each tile and submit verification.

Steps To Link Your Parent Portal Account To Your Care 4 Kids Case If You Already Have A Care 4 Kids Case Number

1. Log in to your Parent Portal Account.
2. On the Dashboard, scroll down to bottom of the screen and click the link “Link your case.”



Click here to link your case.

3.

Enter your first name, last name, your date of birth and your Care 4 Kids case number in the four fields on the pop-up screen. (Your case number can be found on a notice you received from Care 4 Kids). Then click “Submit.”

Link your Care 4 Kids Case to Parent Portal ×

In order to link your case to your Parent Portal Account, you must provide the below information about your case and successfully verify your identity to gain access to managing your Care 4 Kids case online. If you experience any issues, please contact Care 4 Kids at (888) 214-5437 to help link your Care 4 Kids case.

Applicant Information/Head of Household Details:

Fields marked by * are required

First Name * ⓘ

Haritha

Last Name * ⓘ

Asd

Date of Birth * ⓘ

11/23/1999



Care 4 Kids Case Number * ⓘ

600034858

4.

If all information entered matches our records, we will ask you to confirm additional information. You can do this by entering your child's date of birth, your child's gender, and the zip code of the residential address on your case.

We have found a match! ×

Based on your search criteria, we were able to locate a match for the below case(s). Please verify the information mentioned below to link your Child Care case.

Case(s) found:

Case #: 600034858

Head of Household
Haritha Asd

Date of Birth
11/23/1999

Please verify the Date of Birth for one of the children on your case: *

09/04/2018



Gender of the child for whom you provided the DOB*

Male



Please verify the Zip Code of your current address for your case: *

06442

5.

Click “Link Case.”

If the information you have provided matches your case, the system will navigate you back to the dashboard screen (below) where you can view your case. You will see links to available case actions that you can perform.

If you are unable to get your case linked, please recheck that the information you are providing is accurate. You can also contact Care 4 Kids at (888) 214-5437 to help you link your case.

The screenshot displays the 'My Cases/Applications' dashboard. At the top, it shows '8 Child Care Cases' in a blue box. Below this, a card for an 'APPROVED' case is shown. The case number is 600031404, and it is categorized as 'Child Care'. The 'Redetermination Due Date' is 05/31/2025, marked with a warning icon. There are three links: 'View Notices', 'Report Change', and 'Initiate Redetermination'. At the bottom, there are three expandable sections: 'Case Summary', 'Past Actions', and 'Certificate Details', each with a downward arrow icon.

My Cases/Applications ⓘ

8
Child Care
Cases

APPROVED

CASE NUMBER: 600031404

Child Care

Redetermination Due Date: 05/31/2025 ⚠

[View Notices](#)

[Report Change](#)

[Initiate Redetermination](#)

Case Summary ▾

Past Actions ▾

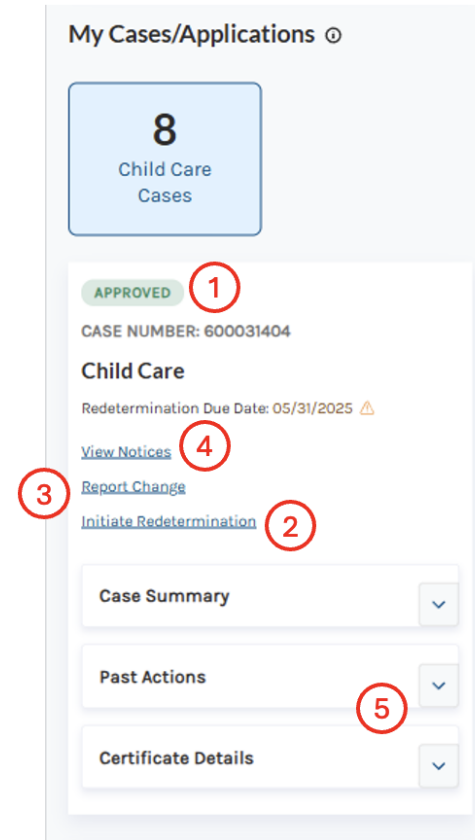
Certificate Details ▾

Once You Have Linked Your Case, What's Next?

If you have more than one case, you can repeat the same process and link your other case(s) to your account.

Each linked case will display in a condensed format for your easy viewing. You can expand on each section if you would like to see more.

Note, not all links will always be available. For example, “Initiate Redetermination” is only available if your case has ongoing benefits, and your eligibility end date is within 60 days. This link provides you access to renew your benefits for the following year to avoid breaks in your coverage.



Quick reference of your linked case features available:

1. Status of your case
2. Click to review your case information ahead of submitting your renewal
3. Click to notify us of changes to your case
4. Click to see copies of notices sent to you
5. Click here to see more

Based on the link you click, see below for more details.

How To Report Changes

1.

Clicking on “Report Change” will take you to a screen where you will find information about reporting changes. To begin reporting changes to your case, click on “Get Started.” You should notify us of changes to your case. Examples of changes include updates to your income, change in your address, new household members, etc.

Report your Care 4 Kids Change

🕒 ESTIMATED TIME TO COMPLETE : 30 MINUTES

GET STARTED >

Learn more

Care 4 Kids helps low to moderate income families in Connecticut pay for child care costs. Care 4 Kids requires that changes to your household be reported to maintain your current benefits.

[Learn more about Care 4 Kids here.](#)

Try our [Pre-screening Tool](#) to see if you may be eligible for Care 4 Kids assistance.

Families will need to report the following changes

- Loss of employment or loss of an approved training activity

Click here to begin reporting changes to your case.

2.

After submitting your change successfully, you will receive the message shown below with next steps to upload required verifications to complete your case change.



Change successfully submitted!

Case #: #600033320

Submission Date:
05/20/2025

 [Click here to view the change PDF](#)

Next Steps

Please review and complete the next steps below. These are required to determine your Care 4 Kids program eligibility.

- **4 Verification Document(s) Needed**

These are needed based on the information you provided in your change.

CONTINUE >

How To Submit A Redetermination

1.

Clicking “Initiate Redetermination,” will take you to a screen that allows you to start your Redetermination by clicking “Get Started.”

Get Started on your Care 4 Kids Redetermination

🕒 ESTIMATED TIME TO COMPLETE : 30 MINUTES

GET STARTED >

Learn more

Care 4 Kids helps low to moderate income families in Connecticut pay for child care costs. Care 4 Kids requires families to submit a Redetermination form every 12 months to receive continued benefits.

[Learn more about Care 4 Kids here.](#)

Try our [Pre-screening Tool](#) to see if you may be eligible for Care 4 Kids assistance.

More about Care 4 Kids (Child Care Assistance)

• Parents of the child(ren) needing care who live at

Click here to
begin your
redetermination.

2.

After submitting your redetermination successfully, you will receive the message shown below with next steps to upload required verifications to complete your redetermination.



Redetermination successfully submitted!

Case #: #600031404

Submission Date:
05/20/2025

[Click here to view the
redetermination PDF](#)

Next Steps

Please review and complete the next steps below. These are required to determine your Care 4 Kids program eligibility.

- **5 Verification Document(s)
Needed**

These are needed based on the information you provided in your renewal.

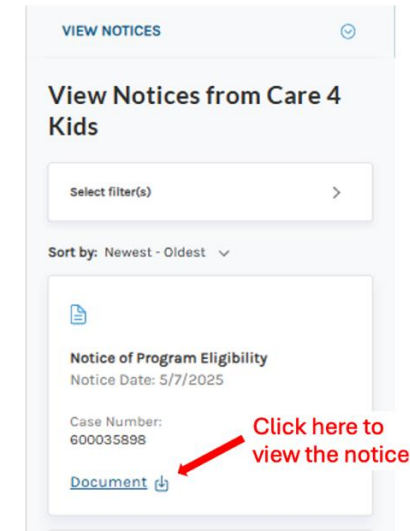
- **Submit Parent Provider
Agreement (PPA) Form**

A Parent Provider Agreement form is needed for your child(ren) who need child care.

CONTINUE >

View Notices From Care 4 Kids

The View Notices from Care 4 Kids screen allows you to see notices that were sent for your case. If you have more than one linked case, you will see them listed under the case filter. When you click on “Document,” the notice will open in a new tab on your browser. Once opened, you can choose to download the notice or close the tab.





If you have additional questions regarding the Care 4 Kids Parent Portal, please contact Care 4 Kids at 888-214-5437.